

Condensed Reel Catalog

Our best selling hose, cord and cable reels



To Order or Inquire Please Contact
Dick Jones Sales, Inc.
P 800-441-9955
F 800-253-4036
dickjones@dickjonessales.com





Why use hose reels?

Why use hose reels? Because they make hose handling more efficient and safer. Your hoses, cables and cords will last up to five times longer. You will improve hose management, which decreases labor costs. Your chances of injuries from tripping

hazards will decrease, which saves lost work time, medical bills and higher insurance. You also save the expense and time to replace expensive hoses, cables and cords that get run over by fork lifts and other vehicles.

OSHA says reduce your trips and falls

"There are many situations that may cause slips, trips and falls. The controls needed to prevent these hazards are usually obvious, but too often ignored, such as... coiling up extension cords, lines and hoses when not in use and keeping electrical and other wires out of the

way." OSHA's "Fall Prevention Tips" include, "Practice good housekeeping. Keep cords, welding leads and air hoses out of walkways or adjacent work areas.

Source: www.osha.gov



Five reasons why hose reels add value



Improve efficiency
Hoses, cable and cords are where you want/need them.



Increase safety
Reduce tripping accidents and lost work time.



Minimize leakages
Reduce costs of air and water leakages.



Reduce hose wear
Hose and cord on reels can last up to five times longer.



Increase productivity
No more tangled hoses improves efficiency.

Custom Built Reels

Reelcraft's engineered products group custom builds reels to your specifications. Our special engineered products are developed


for demanding applications in areas such as marine, military, aviation, hydroseeding, sewer and well cleaning, offshore oil rigs, robotic cable and much more. We offer flexibility, competitive pricing and a lasting commitment

to excellence. For more than 25 years, Reelcraft's engineered products group has produced custom products to meet individualized requirements.

Stainless Steel ▶



Multiple Spools ▶



Turn-Key Systems ▶



Marine Grade Epoxy ▶



Two Year Limited Warranty

Reelcraft now offers a two-year limited warranty. All reels manufactured by Reelcraft Industries, Inc. are warranted to be free of defects due to faulty material or workmanship for 24 months from date of shipment. Exception: LD, LG, LH cord reels - 1 year; hose and light bulbs - 6 months. Normal wear and tear is not considered a defect in material or workmanship.

Same-day quick ship program offers fastest service

Because we are centrally located in the US and have three North American warehouses, upon request, we can quickly ship our standard products the same day for domestic orders of ten or fewer standard models. Orders must be received by 11:30 am Eastern Time. Look for the shipping icons in this catalog for designated models.



Front Cover: L-R: Series 9000, photo courtesy of Neal Asphalt Sealcoating Equipment, Anniston, AL; Series 7000; Series 80000, photo courtesy of Cahaba Truck, Tuscaloosa, AL.



Located in Northeast Indiana since 1971, Reelcraft's global headquarters' office and manufacturing space is a state-of-the-art 130,000 square foot facility.



Reelcraft: Better by Design

Reelcraft's reels are better by design because of our lasting commitment to excellence. Our engineering team is well known for designing durable, high quality products. Our standard

features include durable, corrosion-resistant powder coat paint, multi-position guide arms for versatile mounting options and heavy-duty, reinforced steel stampings for

increased strength. Our reels are permanently factory-lubricated for a long, trouble-free service life. All of these features, and many more, add up to make "The Reelcraft Difference."

Reinforced Steel

The steel-stamped guide arm is reinforced to reduce bending due to angular pull.

Improved Connection

The elongated brass connector and proprietary adhesion process provide a better crimp to the hose.

Stress-Free Swivel

Our full-flow design combines the highest grade seal design with supporting bearing surfaces to increase service life.

Corrosion-Resistant

Steel components are individually powder coated to virtually eliminate corrosion.

Long Service Life

Field-proven swivel for longer service life.

Kinkless Hose

High quality PVC hose is specially blended for use on reels

Sealed Connection Points

Swivel and hose inlet connections seal against leaks.

Adjustable Guide Arm

Multiple guide arm positions provide versatile uses and easier field adjustment.

Trouble-Free Performance

Fewer components increases the service life of the reel and improves performance.

Long Life Drive Spring

Drive mechanism is enclosed for protection against the environment. Declutching arbor virtually eliminates possibility of spring damage due to reverse winding of reel spool.

Robust Latch

Wide profile combined with special spring assures maximum service life.

Structural Strength


Welded heavy gauge steel frame includes a robotically welded base with stiffening ribs for lighter weight, yet stronger components for ease of handling and installation.

Easy to Mount

Attaches to most structurally sound surfaces. Edges are curved for safety.

Finish with Quality

Our components undergo a special five-stage cleaning process and are individually powder-coated for the highest quality paint adhesion. Excess powder is reclaimed to be environmentally friendly.



Shown: 7850 OLP

To place an order, please advise:

1. Model number.
2. Product to be handled such as air, oil, water, etc.
3. Maximum operating pressure in P.S.I.
4. Maximum operating temperature in degrees Fahrenheit.
5. Hose inside and outside diameters and length.
6. Installation height, especially if more than 16 feet.
7. Desired guide arm position by adding one of the suffixes to the model number. Example: 5635 OLPSW for side wind.

Additional Considerations:

A flexible connection between the reel and the source of supply is required to prevent possible misalignment and binding. **Non-flexible connections will void the warranty.** The pressure rating of inlet hose must be equal or greater than the rating of the reel.

Accessories

Reels ordered with hose and bumper are assembled complete and ready to install. Order bumpers separately for reels without hoses.

Additional questions? Please visit our website or call for assistance. For more than 40 years, our specialty is offering hose handling solutions.

COPYRIGHT NOTICE

All rights reserved. No part of the material protected by this copyright may be reproduced or utilized in any form or by any means, electronic or mechanical, including photocopying, recording, broadcasting or by any other information storage and retrieval

system without written permission from Reelcraft Industries, Inc. Reelcraft, Work Smarter, Nordic, Hose Boss, Safe-T-Reel, Better by Design, Built Better to Perform Better and Rely on Reelcraft are the trademarks and service marks of Reelcraft Industries, Inc. registered in the United States and/or other jurisdictions. You shall

not display, disparage, dilute or taint our trademarks and service marks, or use our marks in such a way that would misrepresent the identity of the owner.

All other trademarks, service marks or registered trademarks appearing on these pages are the trademarks or service marks of

their respective owners. Super Swivel, Full Circle swivel, Viton, Quiet Speed, Buna, Push Lok, Stubby and Stubby II are not owned by Reelcraft Industries, Inc.



Medium Duty Spring Retractable Reels

Series RT

Series RT is an economical choice for a medium duty, lighter weight, spring-driven hose reel for applications that are less demanding, yet require a product that can withstand industrial and commercial use. The industrial-grade drive spring is protected from the environment in a composite spool for longer service life. Guide arm adjusts to seven positions.

Made
in USA



RT650-OLP
Patent No. 7,150,425

Model w/ Hose	Model w/o Hose	Hose I.D. (in)	Hose Length (ft)	Max PSI**	(M)NPTF Hose Outlet (in)	(F)NPTF Reel Inlet (in)	Reel Dimensions (in)			*Shpg. Wt. (lbs)
							Length	Width	Height	
Low Pressure Air / Water Reels Maximum temperature 150 °F (65 °C) **Maximum working pressure at 70 °F (20 °C)										
RT435-OLP	RT403-OLP	1/4	35	300	1/4	3/8	16 1/2	5 3/4	17 7/8	21
RT450-OLP	RT405-OLP	1/4	50	300	1/4	3/8	16 1/2	5 3/4	17 7/8	24
RT635-OLP	RT603-OLP	3/8	35	300	1/4	3/8	16 1/2	5 3/4	17 7/8	21
RT650-OLP	RT605-OLP	3/8	50	300	1/4	1/2	16 1/2	6 1/4	17 7/8	27
RT835-OLP	RT803-OLP	1/2	35	300	1/2	1/2	16 1/2	6 1/4	17 7/8	27
RT850-OLP	RT805-OLP	1/2	50	300	1/2	1/2	16 1/2	7 3/4	17 7/8	37
Medium Pressure Oil Reels Maximum temperature 150 °F (65 °C)										
RT635-OMP	RT603-OMP	3/8	35	1000	3/8	3/8	16 1/2	5 3/4	17 7/8	30
RT650-OMP	RT605-OMP	3/8	50	1000	3/8	1/2	16 1/2	7 3/4	17 7/8	35
RT835-OMP	RT803-OMP	1/2	35	1000	1/2	1/2	16 1/2	6 1/4	17 7/8	32
High Pressure Grease Reels Maximum temperature 150 °F (65 °C)										
RT435-OHP	RT403-OHP	1/4	35	5000	1/4	3/8	16 1/2	5 3/4	17 7/8	30
RT635-OHP	RT603-OHP	3/8	35	4800	3/8	1/2	16 1/2	6 1/4	17 7/8	34
RT650-OHP	RT605-OHP	3/8	50	4800	3/8	1/2	16 1/2	7 3/4	17 7/8	46

*Weight of model with hose. Additional lengths available as standard, contact manufacturer or go to reelcraft.com for complete listing. Bumper stop not included in models without hose, see page 15.

Premium Duty Spring Retractable Reels

Series 4000 / 5000 / 5005

Series 4000, 5000 and 5005 reels are durable and compact for a wide range of applications with critical space requirements. A full flow shaft and swivel assures maximum product delivery. The Series 5005 reel can handle hose lengths up to 50 feet. Reels are all-steel construction and compact for different applications. Guide arm adjusts to two positions. Consult Reelcraft for other products and hoses.

Made
in USA



4625 OLP

5635 OLP

5650 OLP

Quiet Latch w/ Hose	Ratchet Latch w/ hose	Quiet Latch w/o Hose	Hose I.D. (in)	Hose Length (ft)	Max PSI**	(M)NPTF Hose Outlet (in)	(F)NPTF Reel Inlet (in)	Reel Dimensions (in)			*Shpg. Wt. (lbs)
								Length	Width	Height	
Low Pressure Air / Water Reels Maximum temperature 150 °F (65 °C) **Maximum working pressure at 70 °F (20 °C)											
4425 OLP	B4425 OLP	4400 OLP	1/4	25	300	1/4	3/8	12 3/8	5 5/8	12 7/8	19
4435 OLP	B4435 OLP	4400 OLP	1/4	35	300	1/4	3/8	12 3/8	5 5/8	12 7/8	19
5450 OLP	B5450 OLP	5400 OLP	1/4	50	300	1/4	3/8	14	6 1/8	14 3/8	26
4625 OLP	B4625 OLP	4600 OLP	3/8	25	300	1/4	3/8	12 3/8	5 5/8	12 7/8	20
5635 OLP	B5635 OLP	5600 OLP	3/8	35	300	1/4	3/8	14	6 1/8	14 3/8	25
5650 OLP	B5650 OLP	5605 OLP	3/8	50	300	1/4	3/8	16 1/2	5 7/8	17 5/8	36
A5825 OLP	B5825 OLP	A5800 OLP	1/2	25	300	1/2	3/8	14	6 1/8	14 3/8	27
A5835 OLP	B5835 OLP	A5805 OLP	1/2	35	300	3/8	3/8	16 1/2	5 7/8	17 5/8	39
A5850 OLP	B5850 OLP	A5806 OLP	1/2	50	300	1/2	3/8	16 1/2	7 1/4	17 5/8	41
Medium Pressure Oil Reels Maximum temperature 210 °F (99 °C)											
5435 OMP	B5435 OMP	5400 OMP	1/4	35	2750	1/4	3/8	14	6 1/8	14 3/8	31
5630 OMP	B5630 OMP	5600 OMP	3/8	30	2600	3/8	3/8	14	6 1/8	14 3/8	31
A5835 OMP	B5835 OMP	A5805 OMP	1/2	35	3250	1/2	3/8	16 1/2	5 7/8	17 5/8	42
High Pressure Grease Reels Maximum temperature 210 °F (99 °C)											
5435 OHP	B5435 OHP	5405 OHP	1/4	35	5000	1/4	1/4	16 1/2	5 7/8	17 5/8	39
5625 OHP	B5625 OHP	5600 OHP	3/8	25	4800	1/4	1/4	14	6 1/8	14 3/8	32

*Weight of model with hose. Mounts to floor, wall, ceiling or vehicle. Bumper stop not included in models without hose, see page 15.

Models listed with an icon can ship same day upon request when the order is received by 11:30 AM Eastern Time for quantities of 10 or fewer.

IN Indiana Warehouse

IN CA Indiana & California Warehouses

CA California Warehouse

CA Canadian Warehouse

















Heavy Duty Spring Retractable Reels Series 7000

Made in USA 

Reelcraft's popular Series 7000 is ideal for the most demanding industrial and commercial applications. The reel's base and guide arms are formed from high-grade steel and engineered with structural forms and gussets to yield the greatest amount of strength. The Series 7000 incorporates an all steel construction and a baked-on powder coat finish to produce a rugged corrosion-resistant product suitable for a wide variety of heavy duty applications.



7850 OLP

Model w/ Hose	Model w/o Hose	Hose I.D. (in)	Hose Length (ft)	Max PSI**	(M)NPTF Hose Outlet (in)	(F)NPTF Reel Inlet (in)	Reel Dimensions (in)			*Shpg. Wt. (lbs)
							Length	Width	Height	
Low Pressure Air / Water Reels Maximum temperature 150 °F (65 °C) **Maximum working pressure at 70 °F (20 °C)										
 7650 OLP	7600 OLP 	3/8	50	300	1/4	1/2	19 ³ / ₄	7	20 ¹ / ₄	43
 7670 OLP	7607 OLP 	3/8	70	300	1/4	1/2	19 ³ / ₄	7	20 ¹ / ₄	47
 7850 OLP	7800 OLP 	1/2	50	300	3/8	1/2	19 ³ / ₄	7	20 ¹ / ₄	47
 7850 OLP121	7800 OLP 	1/2	50	300	1/2	1/2	19 ³ / ₄	7	20 ¹ / ₄	47
 7925 OLP	7900 OLP 	3/4	25	250	3/4	3/4	19 ³ / ₄	7	20 ¹ / ₄	47
Medium Pressure Oil Reels Maximum temperature 210 °F (99 °C)										
 7850 OMP	7800 OMP 	1/2	50	3250	1/2	1/2	19 ³ / ₄	7	20 ¹ / ₄	57
High Pressure Grease Reels Maximum temperature 210 °F (99 °C)										
 7650 OHP	7600 OHP 	3/8	50	4800	1/4	1/2	19 ³ / ₄	7	20 ¹ / ₄	60

*Weight of model with hose. Mounts to floor, wall, ceiling or vehicle. Bumper stop not included in models without hose, see page 15.

Heavy Duty Spring Retractable Reels Series HD70000

Made in USA 

















Reelcraft's new Series HD70000 hose reels incorporate a heavy duty base design, all steel construction and a baked-on powder coat finish to create a rugged, corrosion-resistant product. A newly redesigned latching mechanism provides longer service life of the latch components. The high quality, die cast aluminum hub and two sealed ball bearings produce a smoother spool rotation and easier operation.

- **Compact design** - Reels are 25% smaller than our heavy duty Series 80000 reels.
- **Guide rollers** - The one piece design and stainless steel pins offer greater strength and easier serviceability.
- **Versatility** - The guide arm adjusts to seven different positions for versatile mounting. (8¹/₄" wide models only)
- **Drive spring** - The containerized drive spring offers easier handling during maintenance. (8¹/₄" wide models only)







NEW!

HD76100 OLP

Model w/ Hose	Model w/o Hose	Hose I.D. (in)	Hose Length (ft)	Max PSI**	(M)NPTF Hose Outlet (in)	(F)NPTF Reel Inlet (in)	Reel Dimensions (in)			*Shpg. Wt. (lbs)
							Length	Width	Height	
Low Pressure Air / Water Reels Maximum temperature 150 °F (65 °C) **Maximum working pressure at 70 °F (20 °C)										
 HD76050 OLP	HD76000 OLP	3/8	50	300	1/4	1/2	19 ³ / ₄	7	20 ¹ / ₄	45
 HD76070 OLP	HD76000 OLP	3/8	70	300	1/4	1/2	19 ³ / ₄	7	20 ¹ / ₄	49
 HD76075 OLP	HD76005 OLP	3/8	75	300	1/4	1/2	19 ³ / ₄	8 ¹ / ₄	20 ¹ / ₄	65
 HD76100 OLP	HD76005 OLP	3/8	100	300	1/4	1/2	19 ³ / ₄	8 ¹ / ₄	20 ¹ / ₄	75
 HD78050 OLP	HD78000 OLP	1/2	50	300	3/8	1/2	19 ³ / ₄	7	20 ¹ / ₄	49
 HD78075 OLP	HD78005 OLP	1/2	75	300	3/8	1/2	19 ³ / ₄	8 ¹ / ₄	20 ¹ / ₄	73
 HD79025 OLP	HD79000 OLP	3/4	25	250	3/4	3/4	19 ³ / ₄	7	20 ¹ / ₄	49
Medium Pressure Oil Reels Maximum temperature 210 °F (99 °C)										
 HD76050 OMP	HD76000 OMP	3/8	50	2600	3/8	1/2	19 ³ / ₄	7	20 ¹ / ₄	57
 HD76075 OMP	HD76005 OMP	3/8	75	2600	3/8	1/2	19 ³ / ₄	8 ¹ / ₄	20 ¹ / ₄	85
 HD78050 OMP	HD78000 OMP	1/2	50	3250	1/2	1/2	19 ³ / ₄	7	20 ¹ / ₄	59
 HD78065 OMP	HD78005 OMP	1/2	65	3250	1/2	1/2	19 ³ / ₄	8 ¹ / ₄	20 ¹ / ₄	78
High Pressure Grease Reels Maximum temperature 210 °F (99 °C)										
 HD74050 OHP	HD74000 OHP	1/4	50	5000	1/4	1/2	19 ³ / ₄	7	20 ¹ / ₄	57
 HD74075 OHP	HD74005 OHP	1/4	75	5000	1/4	1/2	19 ³ / ₄	8 ¹ / ₄	20 ¹ / ₄	80
 HD74100 OHP	HD74005 OHP	1/4	100	5000	1/4	1/2	19 ³ / ₄	8 ¹ / ₄	20 ¹ / ₄	86
 HD76050 OHP	HD76000 OHP	3/8	50	4800	1/4	1/2	19 ³ / ₄	7	20 ¹ / ₄	62
 HD76075 OHP	HD76005 OHP	3/8	75	4800	1/4	1/2	19 ³ / ₄	8 ¹ / ₄	20 ¹ / ₄	90

*Weight of model with hose. Mounts to floor, wall, ceiling or vehicle. Bumper stop not included in models without hose, see page 15.

Models listed with an icon can ship same day upon request when the order is received by 11:30 AM Eastern Time for quantities of 10 or fewer.


 Indiana Warehouse  Indiana & California Warehouses  California Warehouse  Canadian Warehouse



Heavy Duty Dual Pedestal Reels

Series DP5000 / DP7000 / 80000

Reelcraft's new compact Series DP5000 and DP7000 features our innovative interlocking base design, which makes the base assembly especially strong and resistant to vibration. The base and guide arm on all dual pedestal reels is structurally reinforced. The all-steel construction and baked-on powder coat finish combine to produce a rugged, corrosion-resistant product.



DP7850 OLP

82100 OLP

Model w/ Hose	Model w/o Hose	Hose I.D. (in)	Hose Length (ft)	Max PSI**	(M)NPTF Hose Outlet (in)	(F)NPTF Reel Inlet (in)	Reel Dimensions (in)			*Shpg. Wt. (lbs)
							Length	Width	Height	
Low Pressure Air / Water Reels		Maximum temperature 150 °F (65 °C) **Maximum working pressure at 70 °F (20 °C)								
DP5435 OLP	DP5400 OLP	1/4	35	300	1/4	1/2	14 ³ / ₈	8	16 ³ / ₈	34
DP5450 OLP	DP5400 OLP	1/4	50	300	1/4	1/2	14 ³ / ₈	8	16 ³ / ₈	37
DP7450 OLP	DP7400 OLP	1/4	50	300	1/4	1/2	16 ¹ / ₂	8	17	46
DP5635 OLP	DP5600 OLP	3/8	35	300	1/4	1/2	14 ³ / ₈	8	16 ³ / ₈	41
DP5650 OLP	DP5605 OLP	3/8	50	300	1/4	1/2	14 ³ / ₈	9	16 ³ / ₈	44
DP7650 OLP	DP7600 OLP	3/8	50	300	1/4	1/2	16 ¹ / ₂	8	17	50
81100 OLP	81000 OLP	3/8	100	300	3/8	1/2	24	10 ¹ / ₂	25 ³ / ₈	82
DP5835 OLP	DP5800 OLP	1/2	35	300	3/8	1/2	14 ³ / ₈	9	16 ³ / ₈	52
DP7850 OLP	DP7800 OLP	1/2	50	300	3/8	1/2	16 ¹ / ₂	9	17	53
82075 OLP	82000 OLP	1/2	75	300	1/2	1/2	24	10 ¹ / ₂	25 ³ / ₈	87
82100 OLP	82000 OLP	1/2	100	300	1/2	1/2	24	10 ¹ / ₂	25 ³ / ₈	95
83050 OLP	83000 OLP	3/4	50	250	3/4	3/4	24	10 ¹ / ₂	25 ³ / ₈	88
D83075 OLP	D83000 OLP	3/4	75	250	3/4	3/4	24	14 ¹ / ₄	25 ³ / ₈	102
D84050 OLP	D84000 OLP	1	50	250	3/4	1	24	15 ¹ / ₄	25 ³ / ₈	103
Medium Pressure Oil Reels		Maximum temperature 210 °F (99 °C)								
DP7650 OMP	DP7600 OMP	3/8	50	2600	3/8	1/2	16 ¹ / ₂	8	17	55
DP5835 OMP	DP5800 OMP	1/2	35	3250	1/2	1/2	14 ³ / ₈	9	16 ³ / ₈	54
DP7850 OMP	DP7800 OMP	1/2	50	3250	1/2	1/2	16 ¹ / ₂	9	17	64
82075 OMP	82000 OMP	1/2	75	2000	1/2	1/2	24	10 ¹ / ₂	25 ³ / ₈	101
83050 OMP	83000 OMP	3/4	50	1250	3/4	3/4	24	10 ¹ / ₂	25 ³ / ₈	98
High Pressure Grease Reels		Maximum temperature 210 °F (99 °C)								
DP7450 OHP	DP7400 OHP	1/4	50	5000	1/4	1/2	16 ¹ / ₂	8	17	59
DP5635 OHP	DP5600 OHP	3/8	35	4800	1/4	1/2	14 ³ / ₈	9	16 ³ / ₈	43
DP7650 OHP	DP7600 OHP	3/8	50	4800	1/4	1/2	16 ¹ / ₂	8	17	65
81075 OHP	81000 OHP	3/8	75	4800	3/8	1/2	24	10 ¹ / ₂	25 ³ / ₈	111
81100 OHP	81000 OHP	3/8	100	4800	3/8	1/2	24	10 ¹ / ₂	25 ³ / ₈	127

*Weight of model with hose. Mounts to floor, wall, ceiling or vehicle. Bumper stop not included in models without hose, see page 15.

Spring Retractable Vehicle-Mount Reels

Series D9000

Series D9000 reels offer the greatest amount of stability for high volume air or water. This rugged reel is ideal for portable service trucks, permanent service or plant work areas. The durable baked-on, powder coat finish provides a high quality, ultra-violet radiation (sunlight), weather and chip-resistant finish that will stay bright through years of use.



D9350 OLPBW

Model w/ Hose	Model w/o Hose	Hose I.D. (in)	Hose Length (ft)	Max PSI**	(M)NPTF Hose Outlet (in)	(F)NPTF Reel Inlet (in)	Reel Dimensions (in)			*Shpg. Wt. (lbs)
							Length	Width	Height	
Low Pressure Air / Water Reels		Maximum temperature 150 °F (65 °C) **Maximum working pressure at 70 °F (20 °C)								
D9299 OLPBW	D9200 OLPBW	1/2	100	300	1/2	1/2	26 ¹ / ₄	16 ³ / ₄	26 ³ / ₈	127
D9350 OLPBW	D9300 OLPBW	3/4	50	250	3/4	3/4	26 ¹ / ₄	16 ³ / ₄	26 ³ / ₈	140
D9375 OLPBW	D9300 OLPBW	3/4	75	250	3/4	3/4	26 ¹ / ₄	16 ³ / ₄	26 ³ / ₈	152
D9399 OLPBW	D9305 OLPBW	3/4	100	250	3/4	3/4	26 ¹ / ₄	17 ⁷ / ₈	26 ³ / ₈	143
D9450 OLPBW	D9400 OLPBW	1	50	250	3/4	1	26 ¹ / ₄	16 ³ / ₄	26 ³ / ₈	157

*Weight of model with hose. Medium and high pressure available as standard, contact manufacturer or go to reelcraft.com for complete list. Bumper stop not included in models without hose, see page 15.

Models listed with an icon can ship same day upon request when the order is received by 11:30 AM Eastern Time for quantities of 10 or fewer.

Indiana Warehouse

Indiana & California Warehouses


California Warehouse

Canadian Warehouse



Spring Retractable Low Profile Reels Series SD10000

Reelcraft new Series SD10000 hose reels are designed to facilitate larger diameter 3/4" and 1" hose up to 50 ft. They feature a high quality external drive spring and a heavy gauge all-bolted together frame. This is the most compact reel in its class, making it ideal for mounting in truck cabinets or other areas where space is limited.



Made
in USA

SD13050 OLP

Model w/ Hose	Model w/o Hose	Hose I.D. (in)	Hose Length (ft)	Max PSI***	(M)NPTF Hose Outlet (in)	(F)NPTF Reel Inlet (in)	Reel Dimensions (in)			*Shpg. Wt. (lbs)
Low Pressure Air / Water Reels		Maximum temperature 150 °F (65 °C) ***Maximum working pressure at 70 °F (20 °C)								
SD13035 OLP	SD13000 OLP	3/4	35	300	3/4	1	19 ¹ / ₈	18 ³ / ₄	18 ¹ / ₄	95
SD13050 OLP	SD13000 OLP	3/4	50	300	3/4	1	19 ¹ / ₈	18 ³ / ₄	18 ¹ / ₄	105
SD14035 OLP	SD14000 OLP	1	35	300	3/4	1	19 ¹ / ₈	18 ³ / ₄	18 ¹ / ₄	102
SD14050 OLP	SD14005 OLP	1	50	300	3/4	1	19 ¹ / ₈	20 ³ / ₄	18 ¹ / ₄	125
Medium Pressure Oil Reels		Maximum temperature 210 °F (99 °C)								
SD13050 OMP	SD13000 OMP	3/4	50	1250	3/4	1	19 ¹ / ₈	18 ³ / ₄	18 ¹ / ₄	105
Vacuum Recovery Reels		Maximum temperature 210 °F (99 °C)								
SD13035 OVP	SD13000 OVP	3/4	35	28 Hg~300 psi	3/4	1	19 ¹ / ₈	18 ³ / ₄	18 ¹ / ₄	95
SD13050 OVP	SD13000 OVP	3/4	50	28 Hg~300 psi	3/4	1	19 ¹ / ₈	18 ³ / ₄	18 ¹ / ₄	105
SD14035 OVP	SD14000 OVP	1	35	28 Hg~300 psi	1	1	19 ¹ / ₈	18 ³ / ₄	18 ¹ / ₄	102
SD14050 OVP	SD14005 OVP	1	50	28 Hg~300 psi	1	1	19 ¹ / ₈	20 ³ / ₄	18 ¹ / ₄	125
Low Pressure Fuel Reels		Maximum temperature 150 °F (65 °C) with hose or 210 °F (99 °C) without hose								
FSD13035 OLP	FSD13000 OLP	3/4	35	**50	3/4	1	19 ¹ / ₈	18 ³ / ₄	18 ¹ / ₄	102
FSD13050 OLP	FSD13000 OLP	3/4	50	**50	3/4	1	19 ¹ / ₈	18 ³ / ₄	18 ¹ / ₄	110
FSD14035 OLP	FSD14000 OLP	1	35	**50	1	1	19 ¹ / ₈	18 ³ / ₄	18 ¹ / ₄	105
FSD14050 OLP	FSD14005 OLP	1	50	**50	1	1	19 ¹ / ₈	20 ³ / ₄	18 ¹ / ₄	127

*Weight of model with hose. **Models equipped with UL330 and ULC approved fuel grade hose. 250 PSI minimum burst. **NOTE:** Vacuum recovery reel capacities based on SAE 100 R4 hose or equivalent. Minimum bend radius is 8", maximum O.D. 1.50". Bumper stop not included in models without hose, see page 15.

Dual Hydraulic Spring Retractable Reels Series TH

Reelcraft's hydraulic reels are used for medium pressure dual hydraulic hose applications and are ideal for operating hydraulic cylinders, tools and equipment. Reelcraft's Series TH reels incorporate contemporary engineering and manufacturing techniques for trouble-free performance. Reels are all steel construction and compact for applications with critical space requirements.

Made
in USA



TH88050 OMP

Model w/ Hose	Model w/o Hose	Hose I.D. (in)	Hose Length (ft)	Max PSI	(M)NPTF Hose Outlet (in)	(F)NPTF Reel Inlet (in)	Reel Dimensions (in)			*Shpg. Wt. (lbs)
TH5425 OMP		Maximum temperature 210 °F (99 °C). Bumper stop not included in models without hose, see page 15.								
TH5425 OMP	TH5400 OMP	1/4	25	2000	1/4	1/4	14	6 ¹ / ₈	14 ³ / ₈	34
TH7445 OMP	TH7400 OMP	1/4	45	2000	1/4	1/4	19 ³ / ₄	7 ³ / ₄	20 ¹ / ₄	60
THA7630 OMP	THA7600 OMP	3/8	30	2000	3/8	3/8	19 ³ / ₄	7 ³ / ₄	20 ¹ / ₄	53
TH86050 OMP	TH86000 OMP	3/8	50	2000	3/8	3/8	24	12 ⁷ / ₈	25 ³ / ₈	99
TH88050 OMP	TH88000 OMP	1/2	50	2000	1/2	1/2	24	12 ⁷ / ₈	25 ³ / ₈	104
TH9265 OMPBW	TH9200 OMPBW	1/2	65	2000	1/2	1/2	26 ¹ / ₄	21 ¹ / ₂	26 ³ / ₈	155

Accessories

Reels ordered with hose and bumper are assembled complete and ready to install. Order bumpers separately for reels without hoses, see page 15. Mounting brackets, roller guides, motors and other accessories are also available. Please visit our website or call for assistance. For more than 40 years, our specialty is offering hose handling solutions.



Swing Bracket
600626



Air / Water Hose Assembly
S601022-50



Hose Bumper
3-HR1004-3

Models listed with an icon can ship same day upon request when the order is received by 11:30 AM Eastern Time for quantities of 10 or fewer.

Indiana Warehouse Indiana & California Warehouses California Warehouse Canadian Warehouse



Heavy Duty Pressure Wash Reels

Series 30000 / H18006 / PW

Compact design and quality steel construction are incorporated into Reelcraft's newest line of pressure wash reels. These reels are able to carry up to 300 feet of hose and are complete with a high pressure swivel for maximum product delivery. The swivel is designed to handle a broad range of pressures, temperatures and chemicals.

Made in USA



PW81000 OHP

Model w/o Hose	Model w/ Hose	Hose I.D. (in)	Hose Capacity (ft)	Max PSI*	(F)NPTF Reel Outlet (in)	(F)NPTF Reel Inlet (in)	Reel Dimensions (in)			Shpg. Wt. (lbs)
							Length	Width	Height	
Hand Crank Reels Maximum temperature 400 °F (200 °C)										
H18006 M	-----	3/8	100	5000	1/2	1/2	17 ³ / ₄	13 ³ / ₄	20 ¹ / ₈	31
CA38106 M	-----	3/8	140	5000	1/2	1/2	17 ³ / ₄	19 ³ / ₄	20 ¹ / ₄	41
CA38112 M	-----	3/8	300	5000	1/2	1/2	17 ³ / ₄	25 ³ / ₄	20 ¹ / ₄	46
Spring Driven Reels Maximum temperature 400 °F (200 °C)										
PW7600 OHP	PW7650 OHP*	3/8	50	5000	3/8	1/2	19 ³ / ₄	7	20 ¹ / ₄	43
PWD76005 OHP	PWD76075 OHP*	3/8	75	5000	3/8	1/2	19 ³ / ₄	8 ¹ / ₄	20 ¹ / ₄	50
PW81000 OHP	-----	3/8	100	5000	3/8	1/2	24	10 ¹ / ₂	25 ³ / ₈	86

*Maximum temperature 212 °F (100 °C) and maximum pressure 4800 PSI. Hose outlet is 1/4" (M)NPTF. Bumper stop not included in models without hose, see page 15.

Static Discharge/Grounding Reels

Series G

Spring retractable static discharge reels are used to ground equipment operating in hazardous atmospheres, such as fuel trucks or carts transferring flammable materials. When properly clamped to ground, the static discharge reel dissipates static electrical buildup, reduces chances of sparking and the potential for explosion. Clamp rated at 100 Amps on all models listed.



GHC3100 N



G 3050

Model	Cable Length (ft)	Description	Reel Dimensions (in)			Shpg. Wt. (lbs)
			Length	Width	Height	
G 3050	50	Single 7 x 7 strand steel cable	8 ⁵ / ₈	3 ³ / ₈	8 ⁷ / ₈	12
G 3050 N	50	Nylon covered cable	8 ⁵ / ₈	3 ³ / ₈	8 ⁷ / ₈	12
G 3050 Y	50	Steel cable splits in 2 @ 15ft	8 ⁵ / ₈	3 ³ / ₈	8 ⁷ / ₈	12
GA3100 N	100	Hi-vis orange nylon covered cable	9 ¹ / ₄	3 ³ / ₄	9 ³ / ₄	16
GHC3100 N*	100	Hi-vis orange nylon covered cable	9 ¹ / ₄	5 ¹ / ₄	9 ³ / ₄	12

*Hand crank rewind model

Fuel Delivery Reels

Series F7000 / FD9000 / F80000 / FD80000 / FSD10000

Reelcraft's spring retractable fuel delivery reels, equipped with Viton® seals, incorporate metal forms to insure the greatest possible strength and are ideal for mobile applications. These rugged, corrosion-resistant reels are suitable for a wide variety of fuel applications. All models listed are supplied with our ball-bearing style swivel.

Made in USA



F7925 OLP

Model w/ Hose	Model w/o Hose	Hose I.D. (in)	Hose Length (ft)	Max PSI	(M)NPTF Hose Outlet (in)	(F)NPTF Reel Inlet (in)	Reel Dimensions (in)			*Shpg. Wt. (lbs)
							Length	Width	Height	
Low Pressure Fuel Reels Maximum temperature 150 °F (65 °C) with hose or 210 °F (99 °C) without hose.										
F7925 OLP	F7900 OLP	3/4	25	**50	3/4	3/4	19 ³ / ₄	7	20 ¹ / ₄	47
F83050 OLP	F83000 OLP	3/4	50	**50	3/4	3/4	24	10 ¹ / ₂	25 ³ / ₈	89
FD83075 OLP	FD83000 OLP	3/4	75	**50	3/4	3/4	24	13	25 ³ / ₈	115
FD84050 OLP	FD84000 OLP	1	50	**50	1	1	24	15 ³ / ₄	25 ³ / ₈	115
FD9350 OLPBW	FD9300 OLPBW	3/4	50	**50	3/4	3/4	26 ¹ / ₄	12	26 ³ / ₈	140
FD9450 OLPBW	FD9400 OLPBW	1	50	**50	1	1	26 ¹ / ₄	12	26 ³ / ₈	157
FSD13035 OLP	FSD13000 OLP	3/4	35	**50	3/4	1	19 ¹ / ₈	18 ³ / ₄	18 ¹ / ₄	102
FSD13050 OLP	FSD13000 OLP	3/4	50	**50	3/4	1	19 ¹ / ₈	18 ³ / ₄	18 ¹ / ₄	110
FSD14035 OLP	FSD14000 OLP	1	35	**50	1	1	19 ¹ / ₈	18 ³ / ₄	18 ¹ / ₄	105
FSD14050 OLP	FSD14005 OLP	1	50	**50	1	1	19 ¹ / ₈	20 ³ / ₄	18 ¹ / ₄	127

*Weight of model with hose. **Models equipped with UL330 and ULC approved fuel grade hose. 250 PSI minimum burst. Bumper stop not included in models without hose, see page 15.

Models listed with an icon can ship same day upon request when the order is received by 11:30 AM Eastern Time for quantities of 10 or fewer.

Indiana Warehouse

Indiana & California Warehouses

California Warehouse

Canadian Warehouse



Potable (Drinking Water) and Pre-Rinse Reels Series 5000

Reelcraft's potable (drinking) water reels feature a full-flow stainless steel shaft and PVC swivel and convenient fast hook-up and disconnect. Pre-rinse reels are crafted for use in commercial establishments such as restaurants and institutions. A standard lever-operated spray valve is included.



5635 OLPSW5

A5835 OLBSW23
Drinking Water Reel (NSF61)

Model w/ Hose	Hose I.D. (in.)	Hose Length (ft.)	Max PSI	(M)NPTF Hose Outlet (in.)	(F)NPTF Reel Inlet (in.)	Reel Dimensions (in.)			Shpg. Wt. (lbs.)
						Length	Width	Height	
A5835 OLBSW23	1/2	35	150	3/4 Garden Hose (F)	1/2 male	14	6 ¹ / ₈	14 ³ / ₈	28
5635 OLPSW5	3/8	35	250	Spray Valve	3/8	14	6 ¹ / ₈	14 ³ / ₈	27
5635 ELPSW5**	3/8	35	250	Spray Valve	3/8	16 ¹ / ₄	7	15	37
5635 OLSSW5*	3/8	35	250	Spray Valve	3/8	14	6 ¹ / ₈	14 ³ / ₈	28
600248	360° swivel (place between hose and nozzle) on spray valve type								0.5

*Stainless steel reel **Enclosed spool

Light Duty Hand Crank Hose Reels Series C

Reelcraft's Series C hose reels are designed for lighter-duty applications that require longer lengths of hose. Series C hand crank reels include a balanced brass swivel and brass inlet.



CU6100LN

CT6050HN

Model w/o Hose	Hose I.D. (in.)	Hose Length (ft.)	Max PSI	(F)NPTF Reel Outlet (in.)	(F)NPTF Reel Inlet (in.)	Reel Dimensions (in.)			Shpg. Wt. (lbs.)
						Length	Width	Height	
Low Pressure Air / Water Reels Maximum temperature 150 °F (65 °C)									
CU6050LN	3/8	50	300	3/8	3/8	10 ¹ / ₂	16 ³ / ₄	11 ¹ / ₂	11
CU6100LN	3/8	100	300	3/8	3/8	10 ¹ / ₂	20 ¹ / ₈	11 ¹ / ₂	16
CT6050LN	3/8	50	300	1/2	1/2	13 ¹ / ₄	15 ¹ / ₂	15 ⁵ / ₈	13
CT6100LN	3/8	100	300	1/2	1/2	13 ¹ / ₄	19 ¹ / ₂	15 ⁵ / ₈	20
CU8050LN	1/2	50	300	1/2	1/2	13 ¹ / ₄	16 ³ / ₄	14 ³ / ₈	13
CU8100LN	1/2	100	300	1/2	1/2	13 ¹ / ₄	20 ¹ / ₈	14 ³ / ₈	17
CT8050LN	1/2	50	300	1/2	1/2	13 ¹ / ₄	15 ¹ / ₂	15 ⁵ / ₈	13
CT8100LN	1/2	100	300	1/2	1/2	13 ¹ / ₄	19 ¹ / ₂	15 ⁵ / ₈	17
High Pressure Wash Reels Maximum temperature 210 °F (99 °C)									
CT6050HN	3/8	50	5000	3/8	1/2	13 ¹ / ₄	15 ¹ / ₂	15 ⁵ / ₈	13
CT6100HN	3/8	100	5000	3/8	1/2	13 ¹ / ₄	19 ¹ / ₂	15 ⁵ / ₈	17
CTJ6200HN	3/8	200	5000	3/8	1/2	16	19 ⁷ / ₈	19 ⁷ / ₈	28
CM6050HN	3/8	50	5000	3/8	1/2 (M)	13 ¹ / ₄	16 ³ / ₈	13 ¹ / ₄	14
CM6100HN	3/8	100	5000	3/8	1/2 (M)	13 ¹ / ₄	20 ¹ / ₂	13 ¹ / ₄	18

Hose not included. Hose assemblies will be quoted upon request.

Medium Duty Hand Crank Reels Series H

Reelcraft's Series H is an economical reel designed for medium duty applications requiring long lengths of hose. It is equally suited for plant or field use such as turf care, pest control, steam cleaning and more. Shipped completely assembled, ready to install.



H18000 M

Model w/o Hose	Hose I.D. (in.)	Hose Capacity (ft.)	Max PSI	(F)NPTF Reel Outlet (in.)	(F)NPTF Reel Inlet (in.)	Reel Dimensions (in.)			Shpg. Wt. (lbs.)
						Length	Width	Height	
Low Pressure Air / Water Reels Maximum temperature 150 °F (65 °C)									
H16000	3/8	300	500	1/4	3/8	20	18 ¹ / ₄	19	32
H18000	1/2	200	1000	1/2	1/2	20	18 ¹ / ₄	19	34
H19000	3/4	90	1000	3/4	3/4	20	18 ¹ / ₄	19	33
Medium Pressure Oil Reels Maximum temperature 210 °F (99 °C)									
H18000 M	1/2	200	3000	1/2	1/2	20	18 ¹ / ₄	19	34
H29000 M	3/4	150	3000	3/4	3/4	20	24 ¹ / ₄	19	35

Hose not included. Many sizes not listed available as standard, contact manufacturer or go to reelcraft.com for master catalog listing.

Models listed with an icon can ship same day upon request when the order is received by 11:30 AM Eastern Time for quantities of 10 or fewer.

Indiana Warehouse Indiana & California Warehouses California Warehouse Canadian Warehouse



Heavy Duty for Long Hose Lengths Series 30000

Made in USA 

CA33112 L



Reelcraft's Series 30000 reels are designed for rugged, heavy duty applications requiring long lengths of hose and large storage capacity. All-bolted unitized construction with no welds to fatigue, full flow swivel and heavy gauge steel frame, spool and drum ensure longest service life.



Model w/o Hose	Hose I.D. (in.)	Hose Capacity (ft.)	Max PSI	(F)NPTF Reel Outlet (in.)	(F)NPTF Reel Inlet (in.)	Reel Dimensions (in.)			Shpg. Wt. (lbs.)
						Length	Width	Height	
Heavy Duty Hand Crank Reels									
CA32106 L	1/2	100	1000	1/2	1/2	17 ³ / ₄	19 ³ / ₄	20 ¹ / ₄	40
CA32112 L	1/2	200	1000	1/2	1/2	17 ³ / ₄	25 ³ / ₄	20 ¹ / ₄	46
CA32118 L	1/2	325	1000	1/2	1/2	17 ³ / ₄	31 ³ / ₄	20 ¹ / ₄	51
CA33106 L	3/4	50	1000	3/4	3/4	17 ³ / ₄	19 ³ / ₄	20 ¹ / ₄	41
CA33112 L	3/4	100	1000	3/4	3/4	17 ³ / ₄	25 ³ / ₄	20 ¹ / ₄	46
CA33118 L	3/4	175	1000	3/4	3/4	17 ³ / ₄	31 ³ / ₄	20 ¹ / ₄	51
CH37118 L	1	100	1000	1	1	17 ³ / ₄	31 ³ / ₄	20 ¹ / ₄	54
CA32106 M	1/2	100	3000	1/2	1/2	17 ³ / ₄	19 ³ / ₄	20 ¹ / ₄	42
CA32112 M	1/2	200	3000	1/2	1/2	17 ³ / ₄	25 ³ / ₄	20 ¹ / ₄	46
CA32118 M	1/2	325	3000	1/2	1/2	17 ³ / ₄	31 ³ / ₄	20 ¹ / ₄	52
CA33112 M	3/4	100	3000	3/4	3/4	17 ³ / ₄	25 ³ / ₄	20 ¹ / ₄	47
CA33118 M	3/4	175	3000	3/4	3/4	17 ³ / ₄	31 ³ / ₄	20 ¹ / ₄	51
Motor Driven Reels - 12 V DC (24 V DC, 115 V AC, air and hydraulic motors available as standard)									
EA32118 L12D	1/2	325	1000	1/2	1/2	17 ³ / ₄	29 ⁵ / ₈	20 ¹ / ₄	68
EA33112 L12D	3/4	100	1000	3/4	3/4	17 ³ / ₄	29 ⁵ / ₈	20 ¹ / ₄	71

Hose not included. Many sizes not listed available as standard, contact manufacturer or go to reelcraft.com for master catalog listing.

Corrosion-Resistant Reels Stainless Steel Series

Stainless steel hose reels are ideal for food processing, pre-rinse, wash down, chemical transfer and industrial solvent handling. Swivels include Viton® O-rings.

LC607 OLS



Model w/o Hose	Model w/o Hose SS Latch Parts	Hose I.D. (in.)	Hose Length (ft.)	Max PSI	(F)NPTF Reel Outlet (in.)	(F)NPTF Reel Inlet (in.)	Reel Dimensions (in.)			Shpg. Wt. (lbs.)
							Length	Width	Height	
5600 OLS	5600 OLS-S	3/8	35	500	3/8	3/8	14	6 ¹ / ₈	14 ³ / ₈	22
LC607 OLS**	-----	3/8	70	300	1/4	1/4	19 ³ / ₈	8 ¹ / ₈	20 ¹ / ₂	35
LC800 OLS**	-----	1/2	50	300	1/2	1/2	19 ³ / ₈	8 ¹ / ₈	20 ¹ / ₂	33
7800 OLS	7800 OLS-S	1/2	50	500	1/2	1/2	19 ³ / ₄	7	20 ¹ / ₄	41
82000 OLS	82000 OLS-S	1/2	100	500	1/2	1/2	24	10 ¹ / ₂	25 ³ / ₈	81
D83000 OLS	D83000 OLS-S	3/4	75	500	3/4	3/4	24	13	25 ³ / ₈	84
D9300 OLSBW	D9300 OLSBW-S	3/4	75	500	3/4	3/4	26 ¹ / ₄	16 ³ / ₄	26 ³ / ₈	116
D84000 OLS	D84000 OLS-S	1	50	500	1	1	24	15 ³ / ₄	25 ³ / ₈	92
HS18000 M*	HS18000 M-S*	1/2	200	3000	1/2	1/2	20	18 ¹ / ₄	19	36

Maximum temperature 210 °F. Hose and bumper not included. *Hand crank rewind. **Maximum temperature 150 °F.

Air/Water/Chemical Delivery Reels Series S

The Series S reel is economical, lighter weight and easy to handle. Made of corrosion-proof, tough polypropylene, extensive tests have shown it to be highly resistant to the vast majority of acids, alkalis and UV rays. Wall or floor mount.

SHA3850 OLP



Model w/ Hose	Hose I.D. (in.)	Hose Length (ft.)	Max PSI	(M)NPTF Hose Outlet (in.)	(F)NPTF Reel Inlet (in.)	Reel Dimensions (in.)			Shpg. Wt. (lbs.)
						Length	Width	Height	
Air* / Water* Reels Working temperature 150 °F (65 °C)									
SGA3650 OLP	3/8	50	232	3/8	3/8	22	9 ¹ / ₈	19 ³ / ₈	21
SGA3665 OLP	3/8	66	232	3/8	3/8	22	9 ¹ / ₈	19 ³ / ₈	25
SGA3850 OLP	1/2	50	232	1/2	1/2	22	9 ¹ / ₈	19 ³ / ₈	23
Water Reel Garden-style hose end. Working temperature 150 °F (65 °C)									
SWA3850 OLP	5/8	50	125	3/4 NH	1/2	22	9 ¹ / ₈	19 ³ / ₈	23
Hot Water Wash Reel Working temperature 185 °F (85 °C); working pressure is related to working temperature.									
SHA3850 OLP	1/2	50	100	1/2	1/2	22	9 ¹ / ₈	19 ³ / ₈	22

Hose included. *Air hose can be used for water on these models.

Models listed with an icon can ship same day upon request when the order is received by 11:30 AM Eastern Time for quantities of 10 or fewer.

 Indiana Warehouse

 Indiana & California Warehouses

 California Warehouse

 Canadian Warehouse



Gas Welding Reels

Series TW / BA

Series TW and BA have an independent dual swivel body manufactured from aluminum and hard coated for wear resistance. This unique design assures positive separation of gases. Double-sealed, special molded O-rings prevent leakage. Swivel body and inlet are both permanently identified with machined grooves on the acetylene side to assure proper installation.

Safe-T-Reel Series: Hand Crank

Safe-T-Reels feature a high rigidity due to a one inch shaft with tapered roller bearings. These reels are compact and flexible and made of non-conductive materials.



Safe-T-Reel
T-1225-04
Hose not included

Made
in USA



TW7450 OLP



BA36106 LT

Model w/ Hose	Model w/o Hose	Hose I.D. (in)	Hose Capacity (ft)	Max PSI	Hose / Reel Outlet (in)	Reel Inlet (in)	Reel Dimensions (in)			*Shpg. Wt. (lbs)
							Length	Width	Height	
Oxygen / Acetylene Hose Reels Maximum temperature 150 °F (65 °C)										
TW5425 OLP	TW5400 OLP	1/4	25	200	9/16-18 (F)	1/4 NPT(F)	13 ³ / ₄	6	14 ¹ / ₂	26
TW7450 OLP	TW7400 OLP	1/4	50	200	9/16-18 (F)	1/4 NPT(F)	19 ³ / ₄	7 ³ / ₈	20 ¹ / ₄	50
TW7460 OLP	TW7400 OLP	1/4	60	200	9/16-18 (F)	1/4 NPT(F)	19 ³ / ₄	7 ³ / ₈	20 ¹ / ₄	55
Welding Gas (T-Grade) Hose Reels Maximum temperature 150 °F (65 °C)										
TW5425 OLPT	TW5400 OLPT	1/4	25	200	9/16-18 (F)	1/4 NPT(F)	13 ³ / ₄	6	14 ¹ / ₂	26
TW7450 OLPT	TW7400 OLPT	1/4	50	200	9/16-18 (F)	1/4 NPT(F)	19 ³ / ₄	7 ³ / ₈	20 ¹ / ₄	50
TW7460 OLPT	TW7400 OLPT	1/4	60	200	9/16-18 (F)	1/4 NPT(F)	19 ³ / ₄	7 ³ / ₈	20 ¹ / ₄	55
TW84100 OLPT	TW84000 OLPT	1/4	100	200	9/16-18 (F)	9/16-18 (M)	24	12 ¹ / ₄	25 ³ / ₈	101
TW86075 OLPT	TW86000 OLPT	3/8	75	200	9/16-18 (F)	9/16-18 (M)	24	12 ¹ / ₄	25 ³ / ₈	99
-----	BA36106 LT**	1/4	125	200	9/16-18 (M)	1/4 NPT(F)	25 ⁵ / ₈	15 ⁵ / ₈	20 ¹ / ₂	50
-----	BA36112 LT**	1/4	250	200	9/16-18 (M)	1/4 NPT(F)	25 ⁵ / ₈	21 ⁵ / ₈	20 ¹ / ₂	57
-----	T-1225-04**	1/4	150	200	9/16-18 (M)	9/16-18 (M)	18	16 ¹ / ₄	19	19

*Weight of model with hose. **Hand crank rewind. Bumper stop not included in models without hose, see page 15.

Cable Welding Reels

Series WC / CEA

Made
in USA

Series WC and CEA are designed to increase the safety in the work area with a resulting increase in efficiency and productivity. They have a continuous current path through a live 400 AMP, 90 V DC (maximum) rated enclosed slip ring.

Safe-T-Reel Series: Hand Crank

Safe-T-Reels are ideal for applications where space, weight and flexibility are key. These reels are designed for manual winding of welding cables. Safe-T-Reels offer trouble-free management of large capacities of cable. Suitable for outdoor use.



WC7000
Shown with
clamp and cable
(not included)



Safe-T-Reel T-2462-0



CEA30006



Safe-T-Reel
T-2464-0

CAUTION:

If cable reels are to be used for extended periods of time, unwind all cable from reel to prevent heat build-up. For indoor non weather-tight applications only.

Model w/o Cable	Cable Capacity (ft.)					Amps	Style	Reel Dimensions (in)			Shpg. Wt. (lbs)
	#2	#1	1/0	2/0	3/0			Length	Width	Height	
WC7000	----	50	50	50	----	400	Spring Driven	19	13 ¹ / ₄	20 ¹ / ₄	58
WC80001	----	75	75	75	----	400	Spring Driven	24	16	25 ³ / ₈	102
WC80002	----	100	----	----	----	400	Spring Driven	24	16	25 ³ / ₈	104
WCH80001	----	----	----	----	75	700	Spring Driven	24	16	25 ³ / ₈	102
CEA30006*	300	250	200	150	----	400	Single Hand Crank	19 ³ / ₈	21	20 ¹ / ₄	46
CEA30012*	500	500	400	300	----	400	Single Hand Crank	19 ³ / ₈	27	20 ¹ / ₄	54
T-1460-0*	----	250	200	200	----	250	Single Hand Crank	18	16 ¹ / ₄	19	32
T-2462-0*	----	250	200	200	----	250	Dual Hand Crank/ Side-by-Side	18	29	19	51
T-2464-0*	----	250	200	200	----	250	Dual Hand Crank/ Stacked	18	16 ¹ / ₄	38	62

Cable not included. *Hand crank rewind. Bumper stop not included in models without cable, see page 15.

Models listed with an icon can ship same day upon request when the order is received by 11:30 AM Eastern Time for quantities of 10 or fewer.

IN Indiana Warehouse CA California Warehouse CA Canadian Warehouse



Light Duty Portable Cord Reels Series LH

Designed with the contractor in mind, Series LH medium duty hand crank reels are portable and deliver power where and when it is necessary. They feature four circuit breaker protected outlets and a corrosion resistant powder coating.



Model w/ Cord	Accessory	Reel Capabilities				Reel Dimensions (in)			Volts	Amps	Shpg. Wt (lbs)
		Length (ft)	# Cond	AWG	Type	Length	Width	Height			
LH2080 143	4 Outlets	80	3	14	SJTW	11	8 ³ / ₄	13 ³ / ₄	125	10	15
LH3100*	4 Outlets	100	3	10	STW	17 ¹ / ₄	11 ¹ / ₈	17 ³ / ₄	125	15	13

*Does not include cord

Light/Medium Duty Cord Reels Series LD / LG *1 year warranty

Reelcraft's new line of light and medium duty cord reels are designed for less strenuous applications in which a capable and long-lasting reel is required. These reels accommodate lengths of 16/3, 14/3 and 12/3 diameter cable.



Model w/ Cord	Accessory	Reel Capabilities				Reel Dimensions (in)			Volts	Amps	Shpg. Wt (lbs)
		Length (ft)	# Cond	AWG	Type	Length	Width	Height			
Power Cord Reels											
LD2030 163 9	Triple receptacle	30	3	16	SJTW	9 ¹ / ₄	3 ³ / ₄	11 ⁷ / ₈	125	10	8
LD2030 143 9	Triple receptacle	30	3	14	SJTW	9 ¹ / ₄	3 ³ / ₄	11 ⁷ / ₈	125	13	9
LG3050 143 9	Triple receptacle	50	3	14	SJTW	11 ¹ / ₂	5	15 ¹ / ₄	125	13	14
LG3040 123 9	Triple receptacle	40	3	12	SJTW	11 ¹ / ₂	5	15 ¹ / ₄	125	15	14
Light Cord Reels											
LD2040 163 2	Fluorescent	40	3	16	SJTW	9 ¹ / ₄	3 ³ / ₄	11 ⁷ / ₈	120	0.3	11
LG3050 163 8	Fluorescent	50	3	16	SJTW	11 ¹ / ₂	5	15 ¹ / ₄	120	10	13

Incanescent bulb 75 watt maximum. For indoor use only. All models UL listed at 125 Volt 60 HZ single phase. Series LD/LG fluorescent light cord reels are not UL listed for Canada.

Heavy Duty Light Cord Reels Series L 4000 / L 5000

Reelcraft's heavy duty light cord reels offer six different styles of lamps. A robust collector ring increases conductivity current flow. Individually powder coated components offer the maximum protection from corrosion.



Model w/ Cord	Accessory	Reel Capabilities				Reel Dimensions (in)			Volts/ Amps	Shpg. Wt (lbs)
		Length (ft)	# Cond	AWG	Type	Length	Width	Height		
Light Cord Reels										
L 4035 163 1	Incandescent	35	3	16	SJTOW	12 ⁵ / ₈	9 ³ / ₈	13 ¹ / ₄	125 / 13	23
L 4050 163 1	Incandescent	50	3	16	SJTOW	12 ⁵ / ₈	9 ³ / ₈	13 ¹ / ₄	125 / 13	27
L 4035 162 2	Fluorescent	35	2	16	SJTOW	12 ⁵ / ₈	9 ³ / ₈	13 ¹ / ₄	125 / 0.3	26
L 4050 162 2	Fluorescent	50	2	16	SJTOW	12 ⁵ / ₈	9 ³ / ₈	13 ¹ / ₄	125 / 0.3	26
L 4035 A 163 5**	Rubberized incandescent	35	3	16	SJOW	12 ⁵ / ₈	9 ³ / ₈	13 ¹ / ₄	125 / 15	28
L 5245 A 163 6X**	Explosion-proof fluorescent	45	3	16	SEOW	13 ¹ / ₂	10 ¹ / ₂	14 ¹ / ₂	125 / 0.3	39
L 4035 163 8	Fluorescent light and outlet	35	3	16	SJTO	12 ⁵ / ₈	9 ³ / ₈	13 ¹ / ₄	125 / 10	25
L 4050 163 8	Fluorescent light and outlet	50	3	16	SJTO	12 ⁵ / ₈	9 ³ / ₈	13 ¹ / ₄	125 / 10	27
L 4035 163 10	LED	35	3	16	SJTOW	12 ⁵ / ₈	9 ³ / ₈	13 ¹ / ₄	125 / 13	26
L 4050 163 10	LED	50	3	16	SJTOW	12 ⁵ / ₈	9 ³ / ₈	13 ¹ / ₄	125 / 13	28

For indoor non-weather tight applications only. Incandescent bulb 75 watt maximum. *Inlet plug is NEMA5 - 15P configuration. Plug not set for 20 amps. **Auto switch models. All models UL listed at 125 Volt 60 HZ single phase. Series L 4000 / L 5000 models are CSA certified for Canada.

Models listed with an icon can ship same day upon request when the order is received by 11:30 AM Eastern Time for quantities of 10 or fewer.

Indiana Warehouse Indiana & California Warehouses California Warehouse Canadian Warehouse



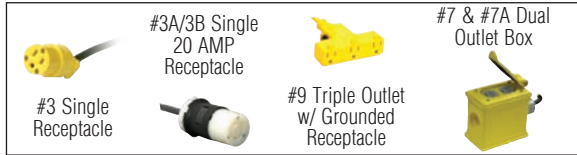
Heavy Duty Power Cord Reels

Series L 4000 / L 5000 / L 70000

Reelcraft's Series L 4000 and L 5000 power cord reels have a robotically welded, heavy gauge steel frame that attaches to most structurally sound surfaces. The new Series L 70000 power cord reels incorporate a heavy duty base design, all-steel construction and a baked-on powder coat finish to produce a rugged, corrosion-resistant product.

L 4050 163 3

Made in USA



L 4545 123 9G

NEW!
L 70100 123 3

Model w/ Cord	Accessory	Reel Capabilities				Reel Dimensions (in)			Volts/ Amps	Volts/ Amps	Shpg. Wt (lbs)
		Length (ft)	# Cond	AWG	Type	Length	Width	Height			
Power Cord Reels											
L 4035 163 3	Single receptacle	35	3	16	SJTOW	12 ⁵ / ₈	9 ³ / ₈	13 ¹ / ₄	125 / 13	-----	25
L 4050 163 3	Single receptacle	50	3	16	SJTOW	12 ⁵ / ₈	9 ³ / ₈	13 ¹ / ₄	125 / 13	-----	26
L 4545 123 3	Single receptacle	45	3	12	SJEOOW	12 ⁵ / ₈	9 ³ / ₈	13 ¹ / ₄	125 / 15	-----	27
L 5550 123 3	Single receptacle	50	3	12	SJEOOW	16 ¹ / ₂	10 ¹ / ₂	17 ¹ / ₂	125 / 15	-----	44
L 70075 123 3	Single receptacle	75	3	12	SE	19 ³ / ₄	11 ³ / ₄	20 ¹ / ₄	125 / 15	-----	70
L 70100 123 3	Single receptacle	100	3	12	SE	19 ³ / ₄	11 ³ / ₄	20 ¹ / ₄	125 / 15	-----	74
L 4545 123 3A	Single connector	45	3	12	SJEOOW	12 ⁵ / ₈	9 ³ / ₈	13 ¹ / ₄	125 / 20	-----	28
L 5550 123 3A	Single connector	50	3	12	SJEOOW	16 ¹ / ₂	10 ¹ / ₂	17 ¹ / ₂	125 / 20	-----	44
L 70075 123 3A	Single connector	75	3	12	SE	19 ³ / ₄	11 ³ / ₄	20 ¹ / ₄	125 / 20	-----	70
L 70100 123 3A	Single connector	100	3	12	SE	19 ³ / ₄	11 ³ / ₄	20 ¹ / ₄	125 / 20	-----	74
L 4545 123 3B	Twist lock connector	45	3	12	SJEOOW	12 ⁵ / ₈	9 ³ / ₈	13 ¹ / ₄	125 / 20	-----	28
L 70075 123 3B	Twist lock connector	75	3	12	SE	19 ³ / ₄	11 ³ / ₄	20 ¹ / ₄	125 / 20	-----	70
L 70100 123 3B	Twist lock connector	100	3	12	SE	19 ³ / ₄	11 ³ / ₄	20 ¹ / ₄	125 / 20	-----	74
L 4545 123 7	Duplex outlet box w/GFCI (F)	45	3	12	SJEOOW	12 ⁵ / ₈	9 ³ / ₈	13 ¹ / ₄	125 / 15	-----	29
L 70075 123 7	Duplex outlet box w/GFCI (F)	75	3	12	SE	19 ³ / ₄	11 ³ / ₄	20 ¹ / ₄	125 / 15	-----	72
L 70100 123 7	Duplex outlet box w/GFCI (F)	100	3	12	SE	19 ³ / ₄	11 ³ / ₄	20 ¹ / ₄	125 / 15	-----	76
L 4545 123 7A	Duplex outlet box w/GFCI (F)	45	3	12	SJEOOW	12 ⁵ / ₈	9 ³ / ₈	13 ¹ / ₄	125 / 20	-----	29
L 70075 123 7A	Duplex outlet box w/GFCI (F)	75	3	12	SE	19 ³ / ₄	11 ³ / ₄	20 ¹ / ₄	125 / 20	-----	72
L 70100 123 7A	Duplex outlet box w/GFCI (F)	100	3	12	SE	19 ³ / ₄	11 ³ / ₄	20 ¹ / ₄	125 / 20	-----	76
L 4545 123 7B	Duplex outlet box	45	3	12	SJEOOW	12 ⁵ / ₈	9 ³ / ₈	13 ¹ / ₄	125 / 20	-----	29
L 5550 123 7*	Duplex outlet box w/GFCI (F)	50	3	12	SEOW	16 ¹ / ₂	10 ¹ / ₂	17 ¹ / ₂	125 / 20	-----	45
L 4050 163 9	Triple tap receptacle	50	3	16	SJEOOW	12 ⁵ / ₈	9 ³ / ₈	13 ¹ / ₄	125 / 13	-----	26
L 4545 123 9	Triple tap receptacle	45	3	12	SJEOOW	12 ⁵ / ₈	9 ³ / ₈	13 ¹ / ₄	125 / 15	-----	28
L 70075 123 9	Triple tap receptacle	75	3	12	SE	19 ³ / ₄	11 ³ / ₄	20 ¹ / ₄	125 / 15	-----	71
L 70100 123 9	Triple tap receptacle	100	3	12	SE	19 ³ / ₄	11 ³ / ₄	20 ¹ / ₄	125 / 15	-----	75
L 4545 123 9G	Triple tap w/GFCI (F)	45	3	12	SJEOOW	12 ⁵ / ₈	9 ³ / ₈	13 ¹ / ₄	125 / 15	-----	29
L 70075 123 9G	Triple tap w/GFCI (F)	75	3	12	SE	19 ³ / ₄	11 ³ / ₄	20 ¹ / ₄	125 / 15	-----	72
L 70100 123 9G	Triple tap w/GFCI (F)	100	3	12	SE	19 ³ / ₄	11 ³ / ₄	20 ¹ / ₄	125 / 15	-----	76
L 4050 163 X	Flying lead	50	3	16	SJO	12 ⁵ / ₈	9 ³ / ₈	13 ¹ / ₄	125 / 13	220 / 6.5	26
L 4545 123 X	Flying lead	45	3	12	SJO	12 ⁵ / ₈	9 ³ / ₈	13 ¹ / ₄	125 / 20	220 / 10	27
L 5550 123 X	Flying lead	50	3	12	STOW	16 ¹ / ₂	10 ¹ / ₂	17 ¹ / ₂	125 / 20	220 / 10	42
L 5750 103 X	Flying lead	50	3	10	SO	16 ¹ / ₂	12 ¹ / ₂	17 ¹ / ₂	125 / 30	220 / 15	55
L 70075 123 X	Flying lead	75	3	12	SE	19 ³ / ₄	11 ³ / ₄	20 ¹ / ₄	125 / 20	220 / 10	69
L 70100 123 X	Flying lead	100	3	12	SE	19 ³ / ₄	11 ³ / ₄	20 ¹ / ₄	125 / 20	220 / 10	73
L 70100 124 X	Flying lead	100	4	12	SE	19 ³ / ₄	11 ³ / ₄	20 ¹ / ₄	-----	600 / 16	75
L 4000	Reel without cord	50	3	16	SJO	12 ⁵ / ₈	9 ³ / ₈	13 ¹ / ₄	125 / 13	220 / 6.5	22
L 4500	Reel without cord	45	3	12	SJO	12 ⁵ / ₈	9 ³ / ₈	13 ¹ / ₄	125 / 20	220 / 10	22
L 5500	Reel without cord	50	3	12	STOW	16 ¹ / ₂	10 ¹ / ₂	17 ¹ / ₂	125 / 20	220 / 10	35
L 5700	Reel without cord	50	3	10	SO	16 ¹ / ₂	10 ¹ / ₂	17 ¹ / ₂	125 / 30	220 / 15	37
L 70075	Reel without cord	75	3	12	SE	19 ³ / ₄	11 ³ / ₄	20 ¹ / ₄	125 / 20	220 / 10	58
L 70100	Reel without cord	100	3	12	SE	19 ³ / ₄	11 ³ / ₄	20 ¹ / ₄	125 / 20	220 / 10	58
L 70100 124	Reel without cord	100	4	12	SE	19 ³ / ₄	11 ³ / ₄	20 ¹ / ₄	-----	600 / 16	58

For indoor non-weather tight applications only. Incandescent bulb 75 watt maximum. *Inlet plug is NEMA5 - 15P configuration. Plug not set for 20 amps. **Auto switch models. All models UL listed at 125 Volt 60 HZ single phase. Series L 4000 / L 5000 models are CSA certified for Canada.

Models listed with an icon can ship same day upon request when the order is received by 11:30 AM Eastern Time for quantities of 5 or fewer.


Indiana Warehouse Indiana & California Warehouses California Warehouse Canadian Warehouse



Tool Balancers

Series TB / TBL

Tool balancers make tools nearly weightless, reducing operator fatigue. Reelcraft's tool balancers also improve safety and ergonomics and helps prevent tools from being accidentally dropped, reducing tool damage.



Model	Min-Max Load (lbs)	Cable Lgth. (ft)	Ratchet Lock	Wgt. (lbs)
TB 10	5 - 10	8	NO	9
TB 12	8 - 12	8	NO	10
TB 15	10 - 15	8	NO	10
TB 23	16 - 23	8	NO	10
TBL 10	5 - 10	8	YES	9
TBL 12	8 - 12	8	YES	10
TBL 15	10 - 15	8	YES	10
TBL 23	16 - 23	8	YES	10

Heavy Duty Large Frame Reels

Nordic Series - 1/2" to 4" ID; hose lengths to 700' and more

Reelcraft's Nordic Series reels are rugged and durable, with standard 1/2" pitch chain and sprocket drive powered by AC or DC electric motor with auxiliary bevel crank. Nordic reels are equipped with the standard welded frame and heavy duty cast bevel gears for reliable performance. Designs are versatile to provide flexibility to meet user requirements for size, capacity, rewind motor and consistency.

Model	Min-Max Load (lbs)	Cable Lgth. (ft)	Ratchet Lock	Wgt. (lbs)
TB 01	0 - 1.5	6	NO	1
TB 03	1.5 - 3	6	NO	1
TB 05	3 - 5	6	NO	1.5

Nordic Series 5900
Shown with optional bevel crank



Model w/o Hose	Hose I.D. (in.)	Hose Length (ft.)	Max PSI	Reel Dimensions (in.)			Shpg. Wt. (lbs)
				Length	Width*	Height	
BC2400-21-10-10FF	1	60	3000	21	20	26 1/2	72
BC2400-25-12-10FF	1	135	3000	25	22	26 1/2	74
BC2400-25-16-10FF	1	190	3000	25	26	26 1/2	80
BC2400-25-22-10FF	1	265	3000	25	32	26 1/2	86
BC3900-25-10-15FF	1 1/2	40	600	25	20	26 1/2	89
BC3900-25-14-15FF	1 1/2	65	600	25	24	26 1/2	93
BC3900-31-14-15FF	1 1/2	130	600	31	24	32 1/2	92
BC3900-31-20-15FF	1 1/2	190	600	31	30	32 1/2	96
BC3700-25-16-20F2	2	50	300	25	26	26 1/2	124
BC3700-31-18-20F2	2	95	300	31	28	32 1/2	124
BC3700-31-24-20F2	2	125	300	31	34	32 1/2	148
EP5905-39-16-25FI	2 1/2	90	300	39	29	40 1/2	242
EP5905-39-16-30FI	3	45	300	39	29	40 1/2	242

*For electric motor versions of the BC models, add 3" to width shown in above chart.

□□3900-31-12-15FF

Drive Type:

EP - Electric motor, 12 V DC explosion proof
BC Bevel crank (standard)

Also available, non-explosion proof 12 or 24 DC, explosion proof 115 AC, 24 DC. Contact manufacturer.

Reelcraft's Reel Configurator

Large Frame Reels - 1/2" to 2" ID; hose lengths to 610' and more

Reelcraft's new reel configurator quickly and accurately quotes large frame reels. Simply answer a few questions about your reel needs and the configurator can instantly quote your reel. It will also create a 3D model from which a sales drawing and bill of material can be generated that can be sent out for your review. The new configurator allows for shorter lead times for large frame reels and increases the accuracy of the available combinations of reel options.

Faster quote time - approximately 20 minutes

More accurate quotes - eliminates incompatibilities and increases the accuracy of available combinations

Reduced product lead time - 2 weeks with most configured products



Series 1200 / 2400 Reels
1/2", 3/4", 1" Hose I.D.



Series 3900 Reels
1", 1 1/4", 1 1/2" Hose I.D.



Series 3700 Reels
2" Hose I.D.

Don't see what you need? Reelcraft's engineered products group custom builds to your specifications.

- Very few size and weight constraints
- Special finishes / paint options
- Various drive types
- Wide range of pressures
- No minimum quantities

Replacement Hose Assemblies Partial List

Part Number	I.D.	O.D.	Length	Pressure	End Fittings	Wgt.
	in	in	ft	psi*	in - NPTF(M)	lbs
Low Pressure Air and water - PVC nylon braid						
S601001-20	1/4	.475	20	300	1/4 x 1/4	2.60
S601001-25	1/4	.475	25	300	1/4 x 1/4	3.00
S601001-35	1/4	.475	35	300	1/4 x 1/4	3.20
S601001-50	1/4	.475	50	300	1/4 x 1/4	5.00
S601013-15	3/8	.600	15	300	1/4 x 1/4	3.10
S601013-25	3/8	.600	25	300	1/4 x 1/4	4.50
S601013-35	3/8	.600	35	300	1/4 x 1/4	4.70
S601013-50	3/8	.600	50	300	1/4 x 1/4	6.00
S601013-100	3/8	.600	100	300	1/4 x 1/4	11.00
S601030-40	3/8	.600	40	300	1/4 x 1/2	6.00
S601030-50	3/8	.600	50	300	1/4 x 1/2	6.00
S601030-70	3/8	.600	70	300	1/4 x 1/2	7.90
S601030-100	3/8	.600	100	300	1/4 x 1/2	15.00
S601015-15	3/8	.600	15	300	3/8 x 1/2	3.00
S601015-50	3/8	.600	50	300	3/8 x 1/2	6.50
S601015-75	3/8	.600	75	300	3/8 x 1/2	8.00
S601015-100	3/8	.600	100	300	3/8 x 1/2	14.00
S601021-30	1/2	.750	30	300	3/8 x 1/2	6.30
S601021-35	1/2	.750	35	300	3/8 x 1/2	7.40
S601021-50	1/2	.750	50	300	3/8 x 1/2	10.50
S601022-35	1/2	.750	35	300	1/2 x 1/2	6.50
S601022-50	1/2	.750	50	300	1/2 x 1/2	10.50
S601035-75	1/2	.750	75	300	1/2 x 1/2	13.70
S601022-100	1/2	.750	100	300	1/2 x 1/2	18.00
S601026-20	3/4	1.075	20	250	3/4 x 3/4	5.90
S601026-25	3/4	1.075	25	250	3/4 x 3/4	7.70
S601026-30	3/4	1.075	30	250	3/4 x 3/4	9.00
S601026-40	3/4	1.075	40	250	3/4 x 3/4	12.00

Maximum temperature 150 °F (65 °C). *Maximum working pressure at 70 °F (20 °C).

Replacement Hose Assemblies Partial List

Part Number	I.D.	O.D.	Length	Pressure	End Fittings	Wgt.
	in	in	ft	psi*	in - NPTF(M)	lbs
Low Pressure Air and water - PVC nylon braid						
S601026-50	3/4	1.075	50	250	3/4 x 3/4	15.00
S601026-75	3/4	1.075	75	250	3/4 x 3/4	18.75
S601026-100	3/4	1.075	100	250	3/4 x 3/4	22.60
S601026-150	3/4	1.075	150	250	3/4 x 3/4	37.00
S601026-200	3/4	1.075	200	250	3/4 x 3/4	58.00
S601027-30	1	1.375	30	250	3/4 x 1	13.50
S601027-40	1	1.375	40	250	3/4 x 1	17.70
S601027-45	1	1.375	45	250	3/4 x 1	20.00
S601027-50	1	1.375	50	250	3/4 x 1	21.80

Caution: Be sure working pressure required does not exceed above ratings. Misapplication can result in serious operator injury. **Note:** Advise product to be handled, maximum temperature and pressure fitting size or sizes when ordering. Maximum temperature 150 °F (65 °C). *Maximum working pressure at 70 °F (20 °C).

Inlet Hose Assemblies

Part Number	I.D.	O.D.	Length	Pressure	End Fittings	Wgt.
	in	in	ft	psi	in - NPTF(M)	lbs
Low Pressure Air and water - PVC nylon braid						
S601024-2	3/8	.600	2	300	3/8 x 3/8	.54
S601020-2	1/2	.750	2	300	1/2 x 1/2	.70
S601026-2	3/4	1.075	2	250	3/4 x 3/4	1.50
S601034-3	3/4	1.075	3	250	3/4 x 3/4	1.72
S601026-7	3/4	1.075	7	250	3/4 x 3/4	3.00
S601027-2	1	1.375	2	300	3/4 x 1	1.72
S601027-5	1	1.375	5	300	1 x 1	3.25

A flexible hose connection must be used between the hose reel inlet and the source of supply to prevent possible misalignment and binding or warranty is void. Please furnish the following information when ordering: part number, product and pressure to be handled. Other sizes available as well. **Note:** Swivel fittings are recommended to protect hose during installation.

Adjustable Hose Bumpers

For Reel Series	Part Number	Hose O.D. (dia A)	Hose I.D.	Dia. B-C-E		Dia. D		Weight	
		in (mm)	in mm	in mm	in mm	in mm	in mm	lbs kg	
4000 / 5000 / RT400 / 3100 6000 / L4500 / L5000 / DP	1-HR1004-A	.438 (11) - .625 (16)	1/4 6	2 1/2 64	1 1/4 32	.24	.10		
4000 / 5000 / D8000 / RT400 RT600 / 6000	1-HR1004	.625 (16) - .749 (19)	3/8 10	2 1/2 64	1 1/4 32	.25	.11		
7000 / 80000 / E8000 / 3100 RT800 / 5000 / D80000 / DP	1-HR1004-3	.625 (16) - .749 (19)	3/8 10	3 73	1 1/4 32	.24	.10		
5000 / A5005 / 7000 / 80000 D8000 / E8000 / RT800 / DP	2-HR1004-3	.750 (19) - 1.05 (27)	1/2 or 3/8 13 or 10	3 73	1 1/4 32	.23	.10		
7000 / 8000 / D8000 / 80000 GC7000 / F7000 / F80000 / L7000 / DGM	3-HR1004-3	1.06 (27) - 1.38 (35)	3/4 19	3 73	1 1/4 32	.32	.14		
TW5000 / TW7000 / 3100T TW80000 / TWD80000	8-HR1004-3	.530 (13) twin	1/4 twin 6	3 73	1 1/4 32	.24	.10		
TH80000 / TW80000 / 3100T TH7000 / TW8000	600521	.680 (17) twin	3/8 twin 10	3 1/2 89	2 51	.45	.20		
3100T / 4800T / TH80000	600522	.810 (21) twin	1/2 twin 13	3 1/2 89	2 51	.49	.22		
D9000 / E9000 / 3100 / 4800	2-HR1005	.750 (19) - 1.05 (27)	1/2 13	3 1/2 89	2 7/8 73	.95	.43		
D9000 / E9000 / FE9000 / 3100 / 4800 / SD	3-HR1005	1.06 (27) - 1.38 (35)	3/4 19	3 1/2 89	2 7/8 73	.95	.43		
D80000 / D8000 / D9000 / E9000 / FD9000 / FE9000 / 3100 / 4800 / SD	4-HR1005	1.39 (35) - 1.55 (39)	1 25	3 1/2 89	2 7/8 73	.81	.36		
FE9500 / FF9500 / 4800	S600547-1	1.55 (39) - 1.75 (44)	1 1/4 32	3 3/4 95	2 7/8 73	.70	.31		
FE9600 / FF9600 / 4800	S600547-2	1.75 (44) - 2.03 (52)	1 1/2 38	3 3/4 95	2 7/8 73	.57	.25		



Adjustable hose bumpers are solid molded rubber for longer life and nonslip grip. Hose bumpers allow the desired length of hose to be permanently stored outside the reel. Hose bumpers are included on the reels purchased with hose. Reels purchased without hose do not include the hose bumper. When ordering, advise the part number, reel model and the hose I.D. and O.D. **NOTE: To order hose bumper with stainless steel hardware, change part number prefix from HR to HS.**